
STAIRWAY – NOS 111.394-55

STAIRWAY – NOS 111.394-55

➤ Breeder: Nordic Seed A/S - Denmark

➤ Pedigree: KWS Irina * Crossway

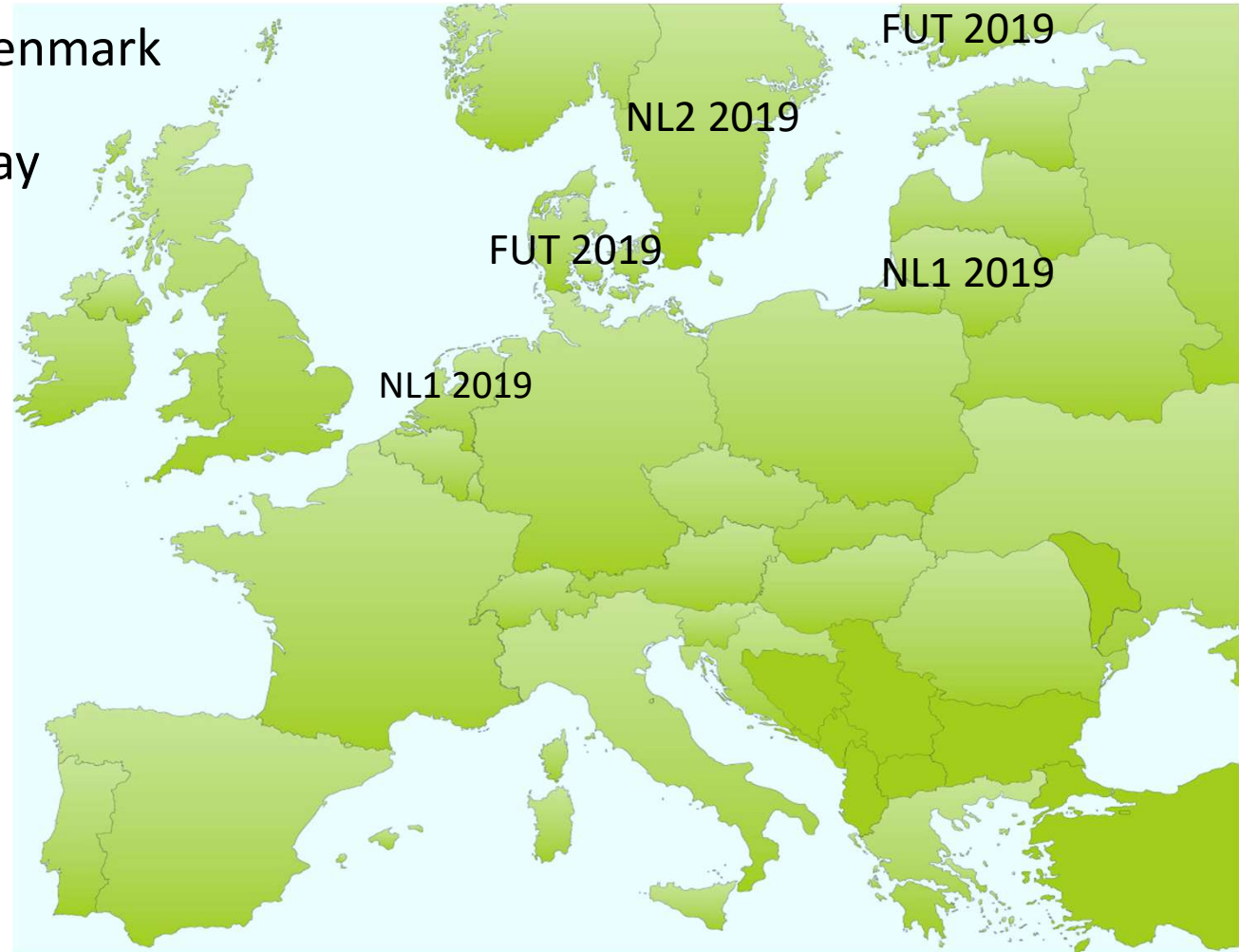
➤ Listed in:

– Denmark & Finland 2018

➤ National list trials:

– Holland, Lithuania

– Sweden



STAIRWAY NL/FUT DK 2017-2018

Variety	Relative yield in the Danish National Trials				Kernel quality							
	Mean 2017+2018	Mean all years	Yield		Respons on fungicide application (hkg/ha)		Grading > 2,5 mm (%)		Grading > 2,8 mm (%)		Hectolitre weight (kg/hl)	
	Gns.	Gns.	2018	2017	2018	2017	2018	2017	2018	2017	2018	2017
Blanding	100	100	100	100	1,5	10,5	98	93	88	76	72,5	62,3
KWS Irina	99	100	98	99	0,9	10,9	99	94	92	77	71,4	62,7
RGT Planet	101	103	98	103	1,3	11,1	99	96	93	83	72,0	63,0
Stairway	106	106	104	107	1,5	-	97	91	83	70	72,6	63,5

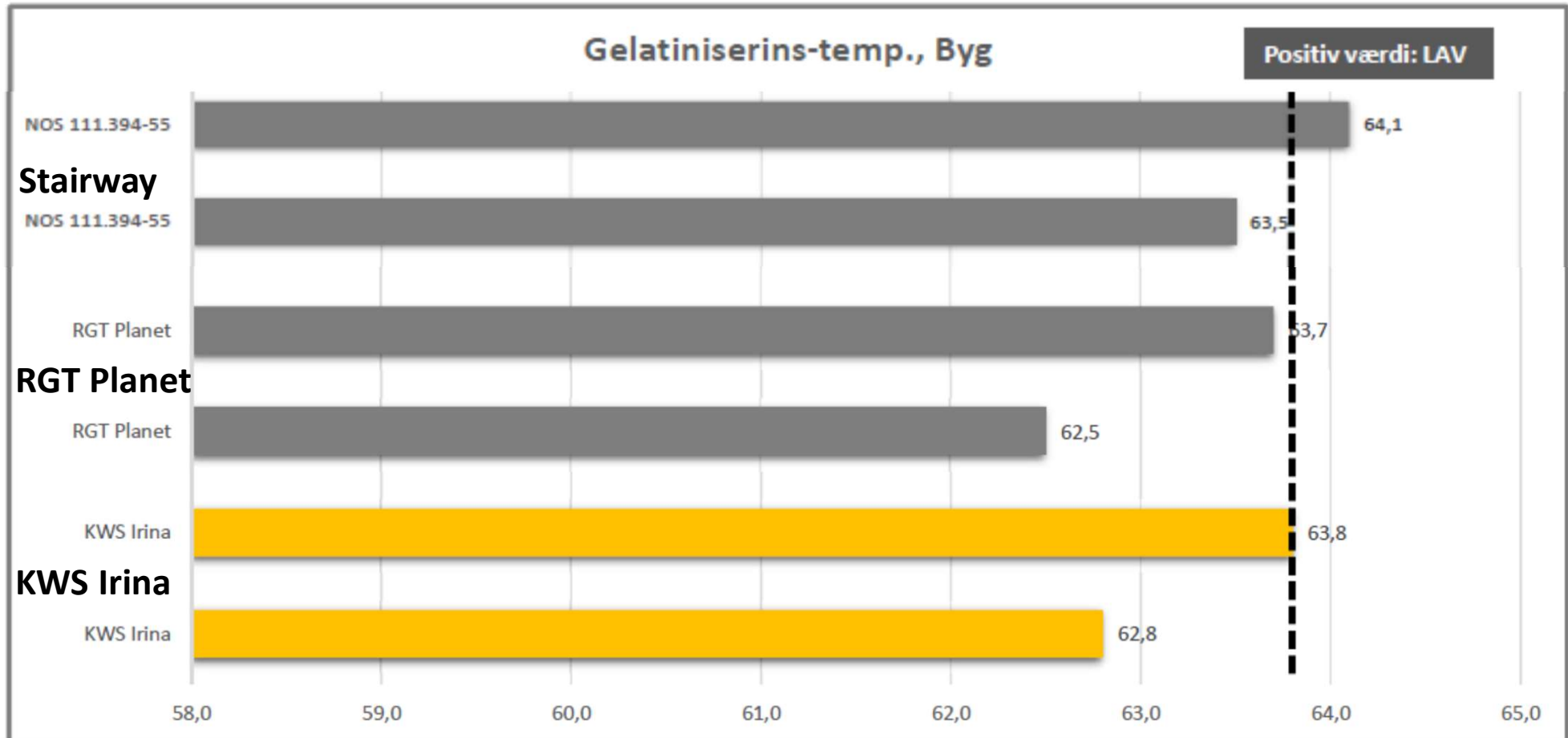
STAIRWAY NL/FUT DK 2017-2018

Variety	Disease resistance										Earliness and straw characters											Nematodes		
	Mildew (%)		Barley rust (%)		Rhynchosporium (%)		Net blotch (%)		Ramularia (%)		Maturity (date)		Straw length (cm)		Lodging, FUT (kar. 0 - 10)		Lodging, OBS (kar. 0 - 10)		ear breaking (kar. 0 - 10)		straw breaking (kar. 0 - 10)			
	2018	2017	2018	2017	2018	2017	2018	2017	2018	2017	2018	2017	###	###	2018	2017	2018	2017	2018	2017	2018	2017	2018	2017
Blanding	0	0	4,7	17	-	0	0	0,6	-	14	22-7	05-aug	59	61	1	1,7	-	1	0	2,0	6	4,8	-	
KWS Irina	0	0	10	18	0,1	0,1	0	0,1	14	14	21-7	06-aug	51	57	0	1,1	-	0	2	1,0	1	2,0	R	
RGT Planet	0	0	7	16	1	1	8	1	16	16	22-7	05-aug	58	59	3	2,2	1	3	1	4,5	4	4,0	R	
Stairway	0	0	2,7	11	-	0,3	0	0	-	7	21-7	07-aug	58	67	-	-	-	0	1	2,0	1	4,5	R	

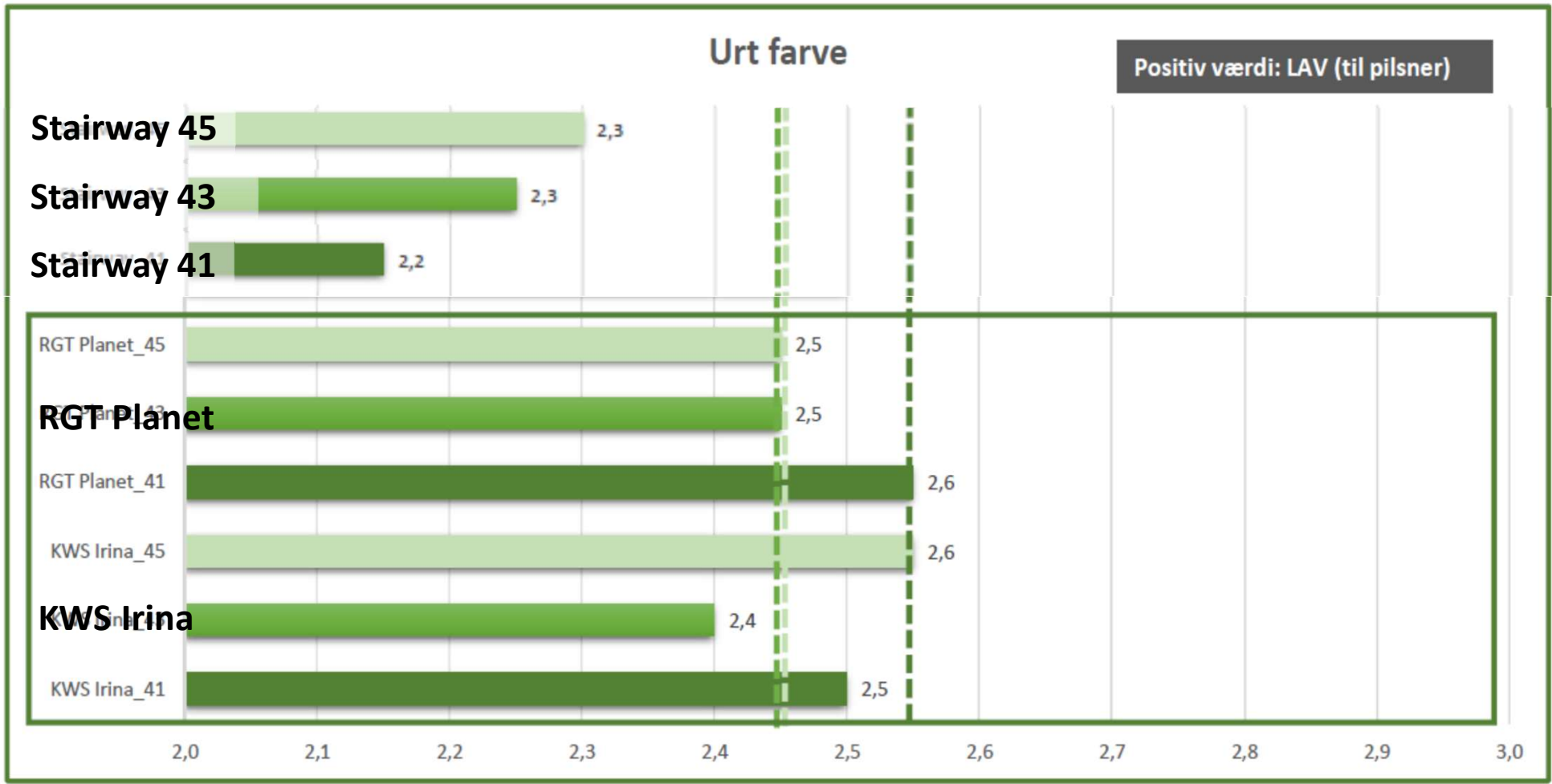
STAIRWAY - TYSTOFTE MALT TEST 2017-2018

Variety	Viskositet, mPa*s	β -glucan, mg/l	Ekstraktudbytte, % tørstof	Proteinindhold, % tørstof	Opløselig N, mg/100 g tørstof	Kolbach Index, %	Friabilitet, %	Attenuation, %	FAN, mg/100g tørstof	β -amylase, BU/g tørstof
	2017	2017	2017	2017	2017	2017	2017	2017	2017	2017
gns, Stress. Sorter*	1,55	384	82,4	10,3	783	47,8	82	82,9	132	960
Stairway	1,56	385	82,6	10,1	744	47,2	82	82,8	127	957
	2018	2018	2018	2018	2018	2018	2018	2018	2018	2018
KWS Irina	1,86	548	80,4	10,8	616	35,8	72,5	82,7	103	863
RGT Planet	1,77	383	81	11	668	38,3	75,5	83,3	106	787
Stairway	1,79	366	79,5	10,2	571	35,2	76	82,8	88	744









GELATINATION TEMP – STRESS TEST 2018



WORT COLOR – STRESS TEST 2018



STAIRWAY SUMMARY STRESS TEST 2018

-  Extract as standards
-  Cytolysis good
-  Proteolysis low
-  Enzyme activity low – contrast to Tystofte
-  Attenuation is high
-  Turbidity good
-  Low color
-  Index as standards

	KWS Irina_45	KWS Irina_43	KWS Irina_41	RGT Planet_45	RGT Planet_43	RGT Planet_41	Stairway_45	Stairway_43	Stairway_41
Extract	4	4	4	4	4	4	3	4	4
Friability	4	4	5	3	4	5	3	4	5
Beta-Glucan	4	5	5	2	4	4	2	3	4
Viscosity	3	4	5	2	4	4	2	3	4
FAN, diff.*	3	5	8	-2	-3	1	-8	-11	-9
Soluble N, diff.*	20	25	45	5	5	30	-50	-75	-75
Kolback, diff.*	1	1	2	-1	0	2	-2	-3	-4
Alpha-Amylase	5	5	4	1	1	3	5	5	5
Beta-Amylase	1	1	1	2	1	2	3	3	4
Limit Dextrinase	3	2	3	2	3	3	5	5	5
Attenuation	2	4	3	2	4	4	2	3	2
Turbidity	1	1	1	4	4	5	2	2	2
Index **	19	23	22	19	25	27	18	23	22
Index mean ***	41			45			40		
<i>Before limit dex. data</i>									
Index **	19	23	22	19	25	27	17	22	21
Index mean ***	41			45			39		

Index

24	23 - 26
28	27 - 30
32	31 - 34
36	35 - 38
40	39 - 42
44	43 - 46
48	47 - 50
52	51 - 54

Cultivating Value



THANK YOU FOR YOUR ATTENTION

